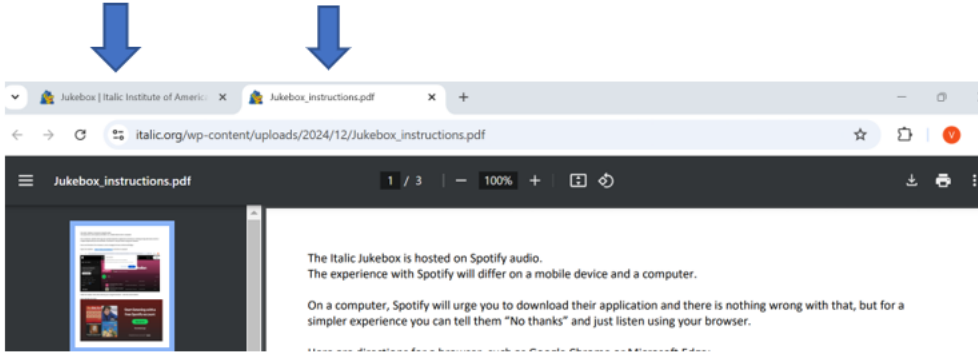


HOW TO LOG IN TO SPOTIFY TO PLAY THE ITALIAN JUKEBOX

Before we start, notice that these directions opened up in a 2nd browser tab. See image below. This allows you to switch back and forth between the Jukebox and these directions, as needed.

Tab 1 – Jukebox Tab 2 – Directions Click to switch back and forth



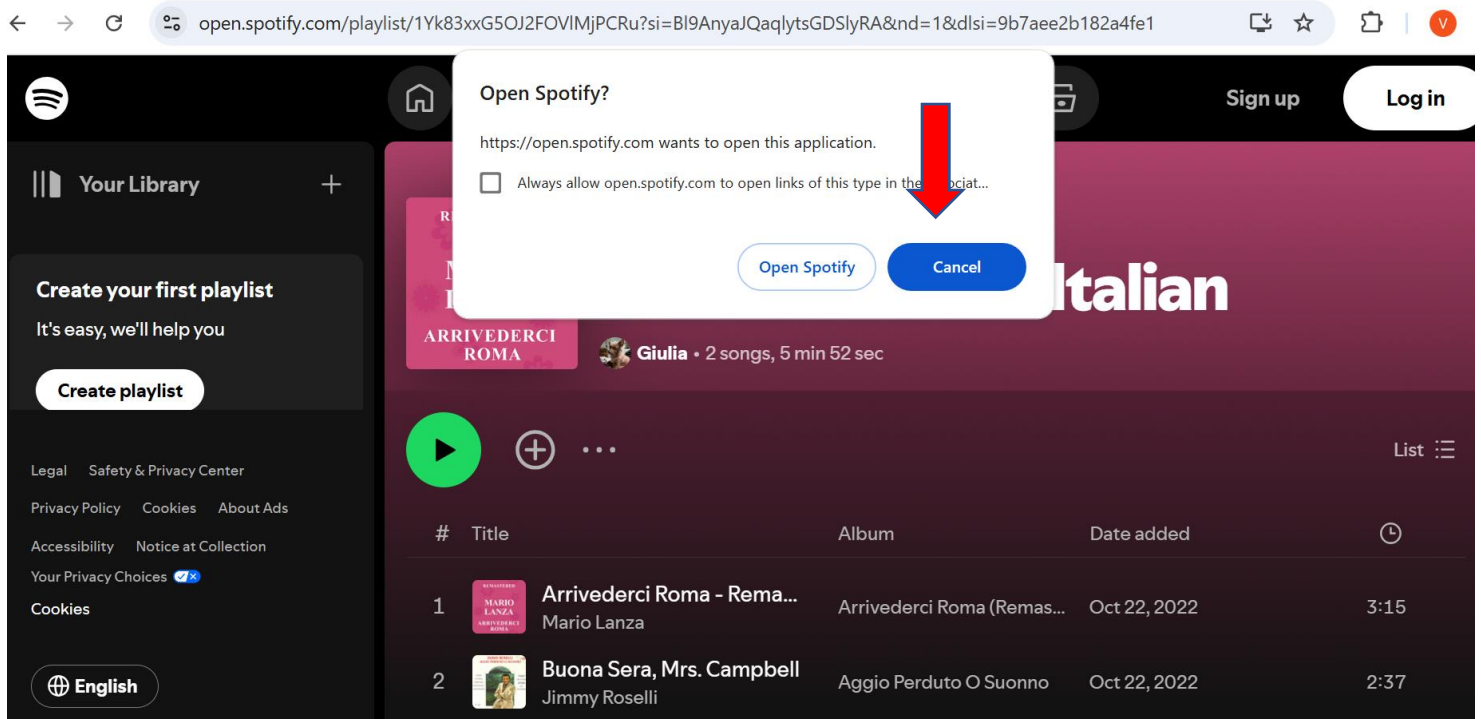
The Italian Jukebox is hosted on Spotify audio.
The experience with Spotify will differ on a mobile device and a computer.

On a computer, Spotify will urge you to download their application and there is nothing wrong with that, but for a simpler experience you can tell them "No thanks" and just listen using your browser.

Here are directions for a browser, such as Google Chrome or Microsoft Edge:

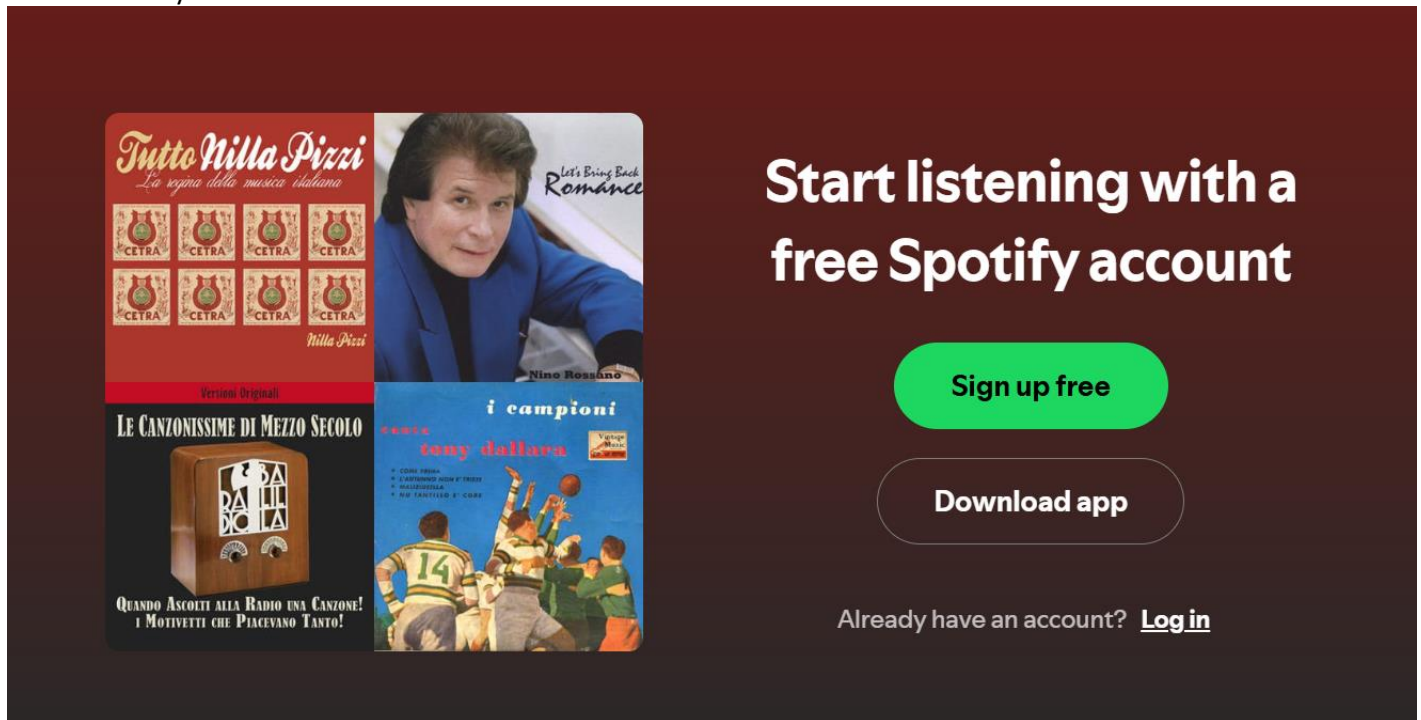
As shown above, click the first tab to go back to the Jukebox, and click on a playlist.

It will bring you to a page like this:



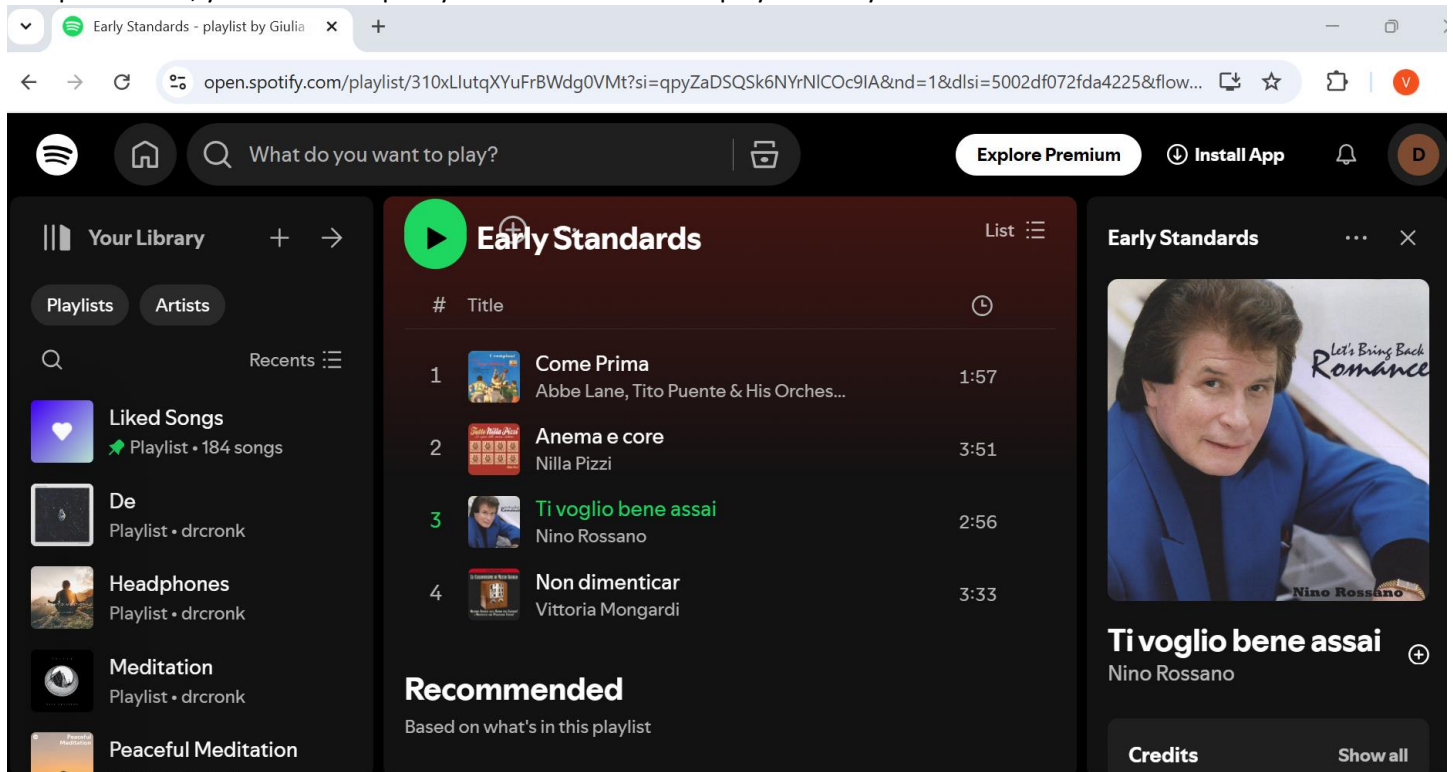
Take the simpler route and continue just using the browser, so **click the Cancel button**.

That will take you here:



The banner features a dark red background. On the left, there are four album covers: 'Tutto Nilla Pizzi' (top left), 'Let's Bring Back Romance' (top right), 'LE CANZONISIME DI MEZZO SECOLO' (bottom left), and 'i campioni tony dallara' (bottom right). The text 'Start listening with a free Spotify account' is prominently displayed in white. Below this text are two buttons: a green 'Sign up free' button and a white 'Download app' button. At the bottom right, it says 'Already have an account? [Log in](#)'.

Again, ignore the Download App button, and click Sign Up Free and create an account and password. Once you've completed that, you will be in Spotify at the Italian Jukebox playlist that you clicked on:



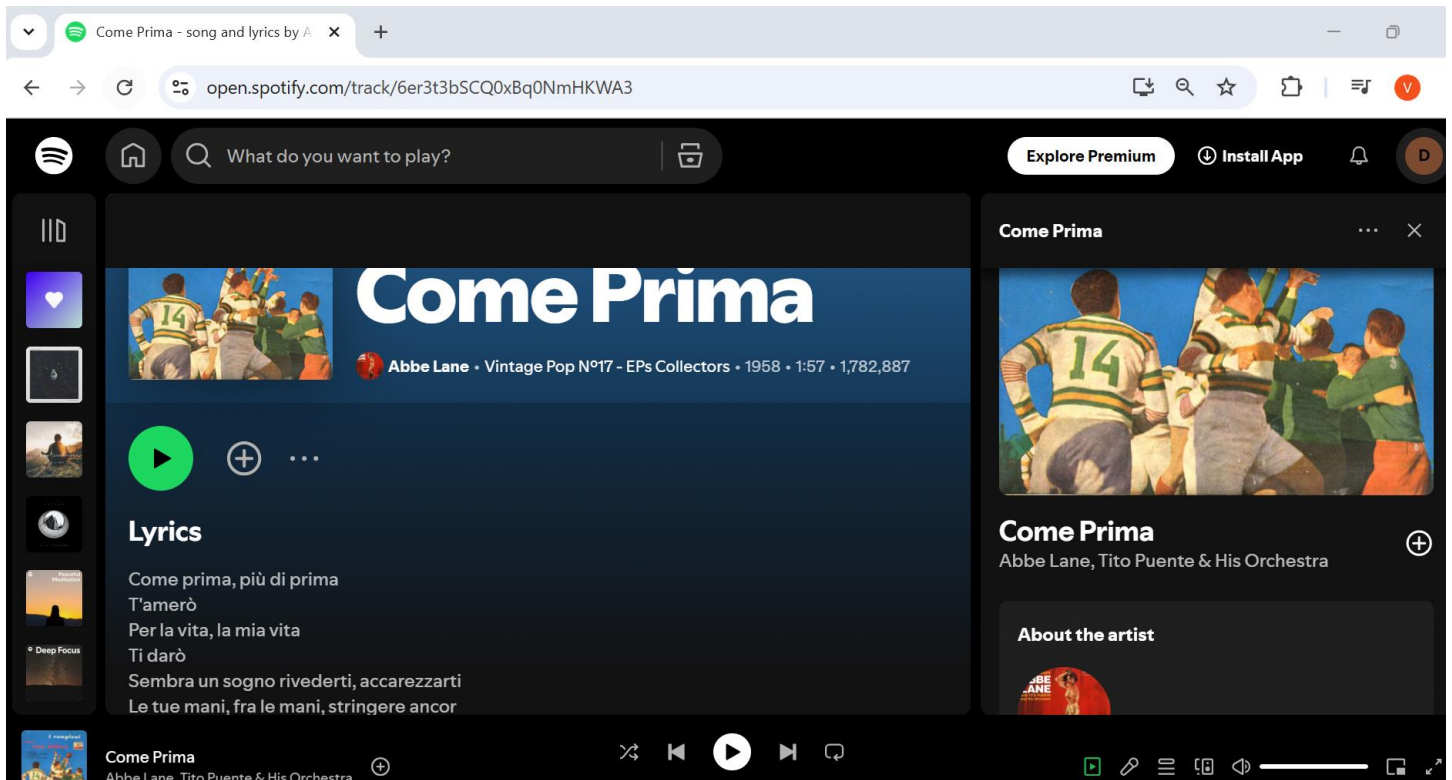
The screenshot shows the Spotify web interface. The browser address bar displays the URL: open.spotify.com/playlist/310xLLutqXYuFrBWdg0VMt?si=qpyZaDSQSk6NYrNICoc9IA&nd=1&dlsi=5002df072fda4225&flow...

The main content area shows the 'Early Standards' playlist. The playlist title is 'Early Standards' with a play button icon. Below the title is a table of songs:

#	Title	Duration
1	Come Prima Abbe Lane, Tito Puente & His Orches...	1:57
2	Anema e core Nilla Pizzi	3:51
3	Ti voglio bene assai Nino Rossano	2:56
4	Non dimenticar Vittoria Mongardi	3:33

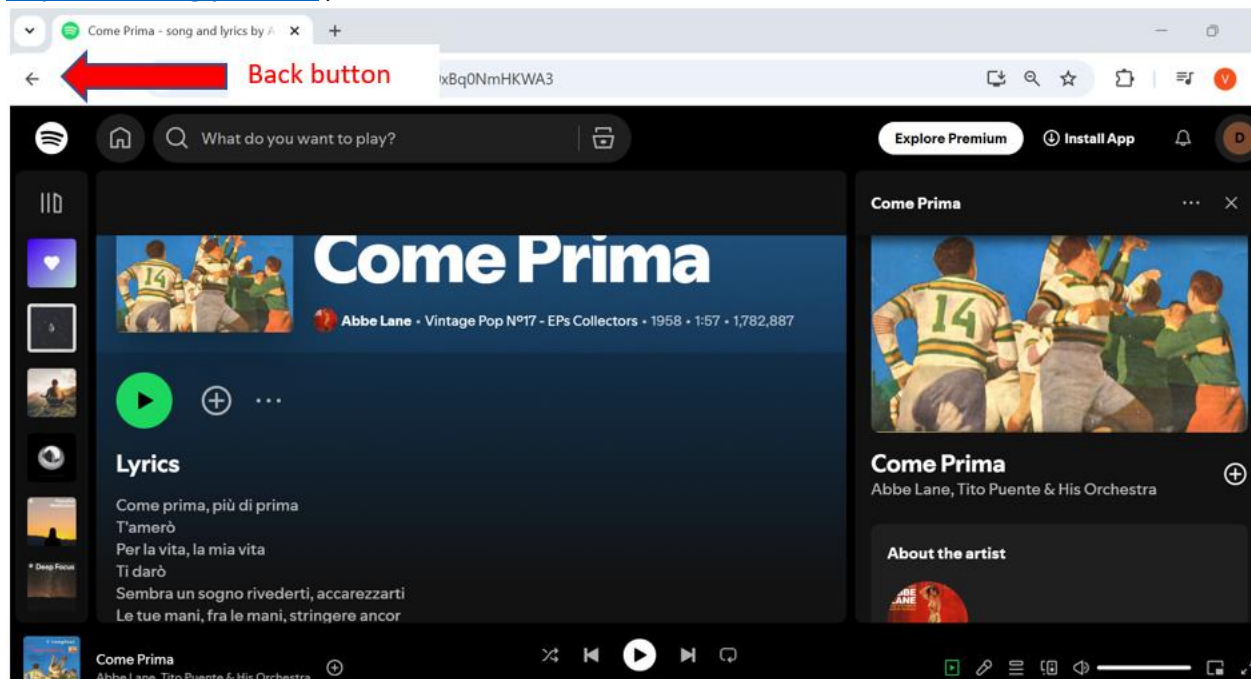
Below the song list is a 'Recommended' section with the text 'Based on what's in this playlist'. On the right side of the interface, there is a preview for the song 'Ti voglio bene assai' by Nino Rossano, featuring a portrait of the artist and a play button.

Click the green "Play" button. You can play the songs in order or jump around. If Spotify has the lyrics for this song, they will appear as it plays.



Be aware that at the bottom of the playlist you will see “Recommended – based on what’s in this list”. The songs that appear there are selected by Spotify and they could be hit-or-miss.

If you end up lost in Spotify and can’t find your way back, click the Back button in the upper left and that should return you to the Italian Jukebox page. (You may have to click the “Back” button several times to get back - ie if you have listened to 10 songs you will have to click “Back” 10 times. It may be easier to just go back to the Jukebox with this link <https://italic.org/jukebox/>)



MOBILE DEVICES

If you go to the jukebox on a phone or tablet, you are usually required by Spotify to download the app. It is not particularly hard but there are too many types of phones and tablets to create reliable directions here.